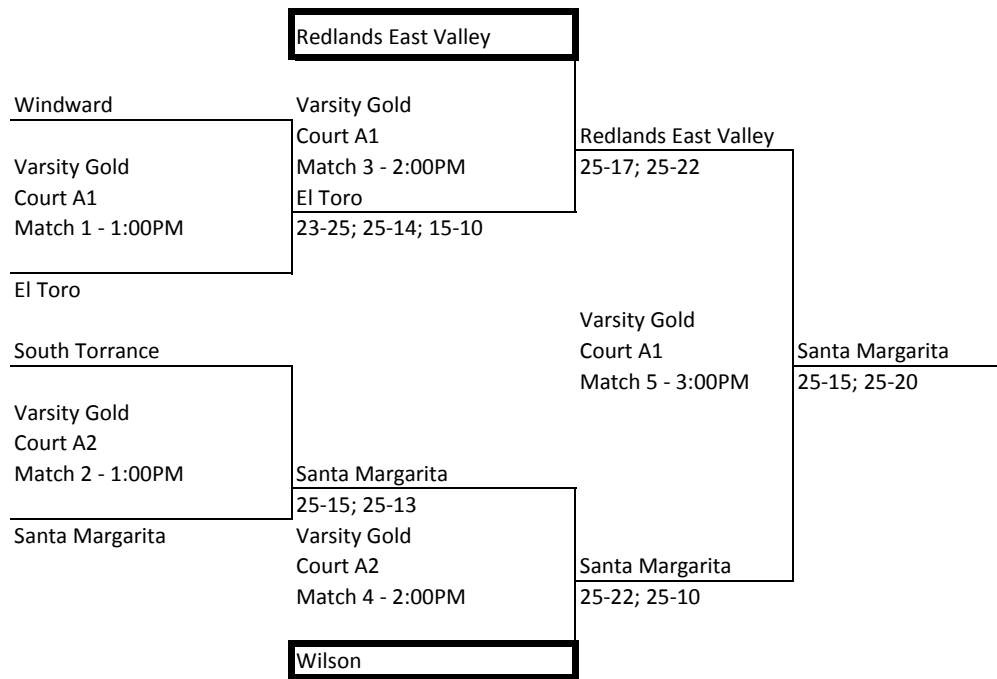


## **2014 Varsity Division Final Standings**

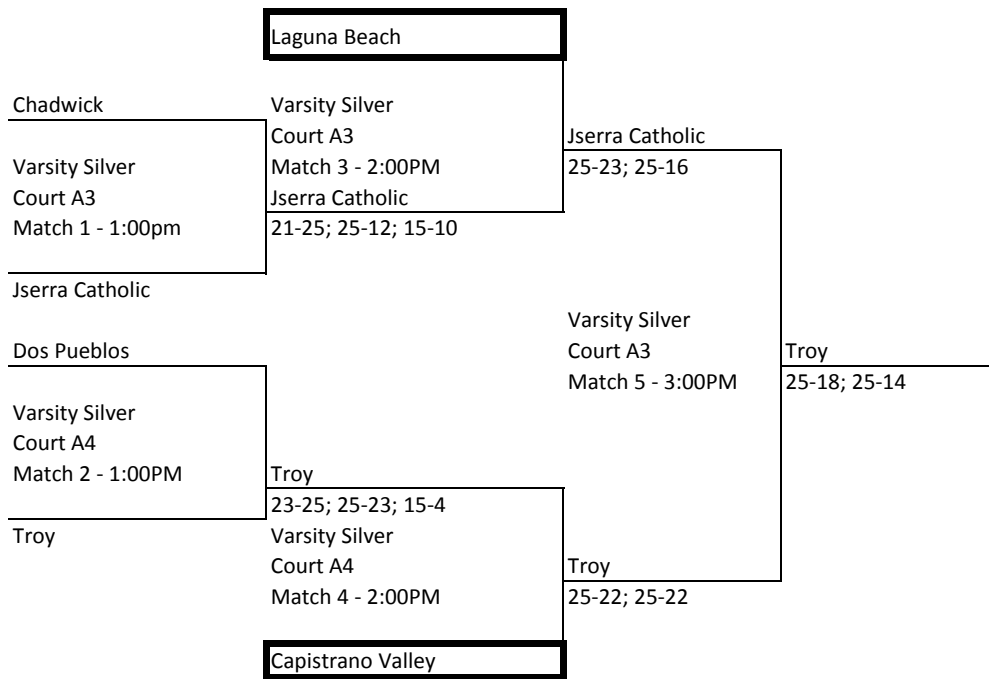
---

- 1 Santa Margarita**
- 2 Redlands East Valley**
- 3 El Toro**
- 3 Wilson**
- 5 Windward**
- 5 South Torrance**
- 7 Troy**
- 8 Jserra Catholic**
- 9 Laguna Beach**
- 9 Capistrano Valley**
- 11 Chadwick**
- 11 Dos Pueblos**
- 13 Beckman**
- 14 Brea Olinda**
- 15 Woodbridge**
- 15 Monrovia**
- 17 Hemet**
- 17 Culver City**
- 19 Arcadia**
- 20 Citrus Valley**
- 21 Palm Springs**
- 21 Canyon**
- 23 Redlands**
- 23 Yorba Linda**
- 25 Buena**
- 25 La Habra**
- 25 Murrieta Valley**
- 28 Hart**
- 28 Calabasas**
- 28 Foothill**
- 31 Rim of the World**
- 31 Sonora**

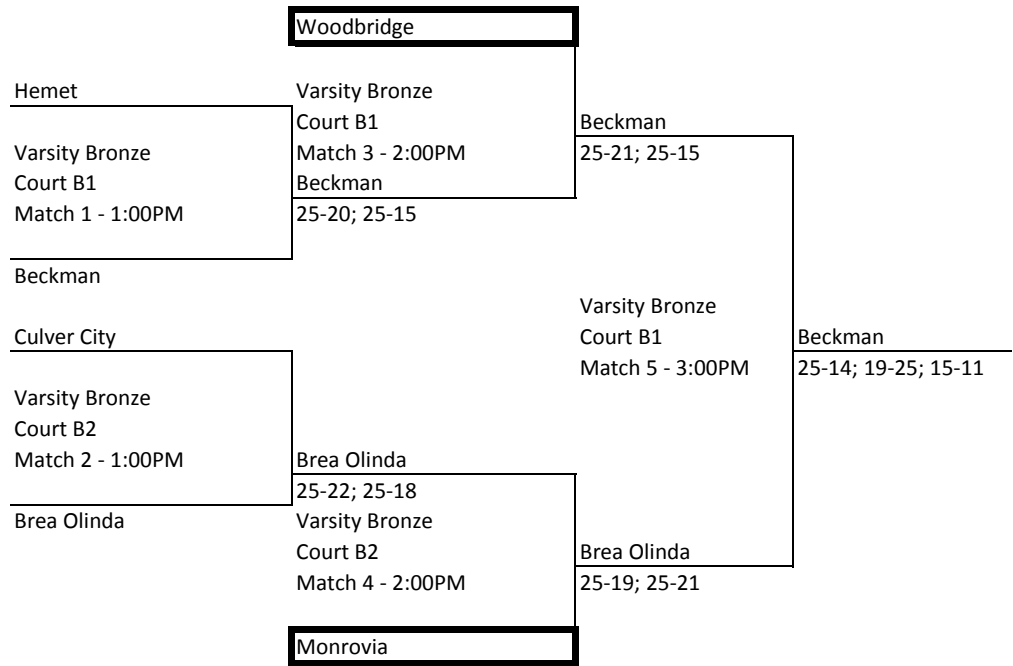
**31 University**  
**31 La Sierra**  
**31 Los Altos**  
**31 Garden Grove**  
**37 Newbury Park**  
**37 Brentwood**  
**37 Riverside Poly**  
**40 Norco**  
**40 Bell Gardens**  
**40 Laguna Hills**  
**43 Foothill Technology**  
**43 Cajon**  
**43 Whittier**  
**43 Hesperia**  
**43 Beaumont**  
**43 Bonita (DROP)**



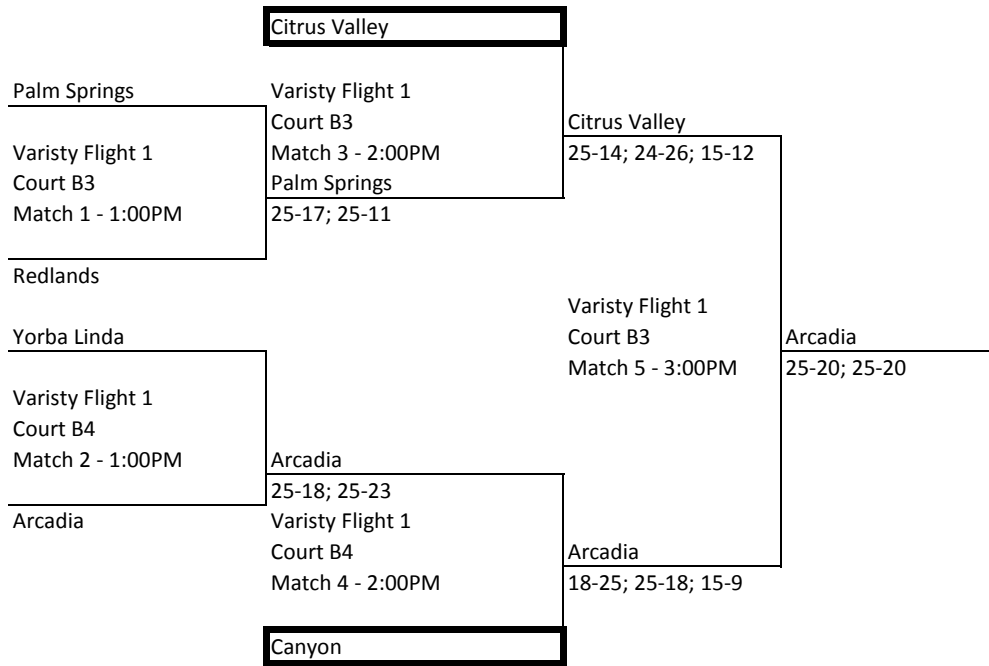
Boxed Teams officiate 1st playoff match  
Losing team officiates next match



Boxed Teams officiate 1st playoff match  
 Losing team officiates next match



Boxed Teams officiate 1st playoff match  
 Losing team officiates next match



Boxed Teams officiate 1st playoff match  
 Losing team officiates next match

Foothill

Varsity Flight 2A  
Court C1  
Match 1  
1:00PM

Rim of the World

Sonora

Varsity Flight 2A  
Court C1  
Match 2  
2:00PM

Buena

Foothill

25-20; 26-24

Varsity Flight 2A  
Court C1  
Match 3  
3:00PM

Buena

16-25; 25-23; 15-10

Buena

22-25; 25-17; 15-11

Boxed Teams officiate 1st playoff match  
Losing team officiates next match

University

Varsity Flight 2B  
Court C2  
Match 1  
1:00PM

La Habra

La Habra  
25-23; 25-17

Varsity Flight 2B  
Court C2  
Match 3  
3:00PM

La Habra  
10-25; 25-23; 15-13

La Sierra

Varsity Flight 2B  
Court C2  
Match 2  
2:00PM

Calabasas  
25-17; 21-25; 15-4

Calabasas

Boxed Teams officiate 1st playoff match  
Losing team officiates next match



Hart

Varsity Flight 2C  
Court C3  
Match 1  
1:00PM

Los Altos

Hart  
25-11; 25-16

Varsity Flight 2C  
Court C3  
Match 3  
3:00PM

Murrieta Valley  
28-26; 25-22

Garden Grove

Varsity Flight 2C  
Court C3  
Match 2  
2:00PM

Murrieta Valley  
25-8; 25-14

Murrieta Valley

Boxed Teams officiate 1st playoff match  
Losing team officiates next match

Foothill Technology

Varsity Flight 3A  
Court C4  
Match 1  
1:00PM

Laguna Hills  
25-20; 25-10

Laguna Hills

Varsity Flight 3A  
Court C4  
Match 3  
3:00PM

Newbury Park  
25-20; 25-16

Newbury Park

Varsity Flight 3A  
Court C4  
Match 2  
2:00PM

Newbury Park  
24-26; 25-22; 15-10

Cajon

Boxed Teams officiate 1st playoff match  
Losing team officiates next match

Brentwood

Varsity Flight 3B  
Court D1  
Match 1

Whittier

Hesperia

Varsity Flight 3B  
Court D1  
Match 2  
1:00PM

**Bell Gardens**

Brentwood  
25-11; 25-13

Varsity Flight 3B  
Court D1  
Match 3  
2:00PM

Bell Gardens  
25-18; 25-6

Brentwood  
25-17; 25-21

Boxed Teams officiate 1st playoff match  
Losing team officiates next match

Riverside Poly

Varsity Flight 3C  
Court D2  
Match 1  
1:00PM

Bonita (DROP)

Beaumont

Varsity Flight 3C  
Court D2  
Match 2  
2:00PM

Norco

Riverside Poly  
25-0; 25-0

Varsity Flight 3C  
Court D2  
Match 3  
3:00PM

Norco  
25-17; 25-22

Riverside Poly  
25-18; 25-20

Boxed Teams officiate 1st playoff match  
Losing team officiates next match

Div.1 Pool 1	Varsity	Match W	Match L	Game W	Game L	Match %	Game %	Pt Ratio	Finish
<b>Troy</b>		2	1	4	4	66.67	50.00	0.86	2
<b>Redlands East Valley</b>		3		6	1	100.00	85.71	1.31	1
<b>Palm Springs</b>			3	1	6	0.00	14.29	0.87	4
<b>Monrovia</b>		1	2	4	4	33.33	50.00	1.05	3

ASC Ct. A1 Sat. 3:00pm	Match #1	1 vs 3	Game 1	Game 2	Game 3	Ref: Redlands East Valley
	Troy Palm Springs		22	25	17	
ASC Ct. A1 Sat. 4:00pm	Match #2	2 vs 4	Game 1	Game 2	Game 3	Ref: Troy
	Redlands East Valley Monrovia		25	19	15	
ASC Ct. A1 Sun. 8:00am	Match #3	1 vs 4	Game 1	Game 2	Game 3	Ref: Palm Springs
	Troy Monrovia		27	13	15	
ASC Ct. A1 Sun. 9:00am	Match #4	2 vs 3	Game 1	Game 2	Game 3	Ref: Troy
	Redlands East Valley Palm Springs		25	25		
ASC Ct. A1 Sun. 10:00am	Match #5	3 vs 4	Game 1	Game 2	Game 3	Ref: Redlands East Valley
	Palm Springs Monrovia		24	17		
ASC Ct. A1 Sun. 11:00am	Match #6	1 vs 2	Game 1	Game 2	Game 3	Ref: Monrovia
	Troy Redlands East Valley		17	12		

Div.1 Pool 2	Varsity	Match W	Match L	Game W	Game L	Match %	Game %	Pt Ratio	Finish
	<b>Wilson</b>	2	1	5	2	66.67	71.43	1.22	1
	<b>Chadwick</b>	2	1	4	2	66.67	66.67	1.09	2
	<b>Arcadia</b>		3	1	6	0.00	14.29	0.87	4
	<b>Woodbridge</b>	2	1	4	4	66.67	50.00	0.89	3

	Match #1	1 vs 3	Game 1	Game 2	Game 3	Ref: Chadwick
ASC Ct. A2	Wilson		25	25		
Sat. 3:00pm	Arcadia		19	19		
	Match #2	2 vs 4	Game 1	Game 2	Game 3	Ref: Wilson
ASC Ct. A2	Chadwick		25	25		
Sat. 4:00pm	Woodbridge		16	20		
	Match #3	1 vs 4	Game 1	Game 2	Game 3	Ref: Arcadia
ASC Ct. A2	Wilson		25	23	13	
Sun. 8:00am	Woodbridge		17	25	15	
	Match #4	2 vs 3	Game 1	Game 2	Game 3	Ref: Wilson
ASC Ct. A2	Chadwick		25	25		
Sun. 9:00am	Arcadia		18	22		
	Match #5	3 vs 4	Game 1	Game 2	Game 3	Ref: Chadwick
ASC Ct. A2	Arcadia		23	25	13	
Sun. 10:00am	Woodbridge		25	20	15	
	Match #6	1 vs 2	Game 1	Game 2	Game 3	Ref: Woodbridge
ASC Ct. A2	Wilson		25	25		
Sun. 11:00am	Chadwick		18	19		

Div.1 Pool 3	Varsity	Match W	Match L	Game W	Game L	Match %	Game %	Pt Ratio	Finish
<b>South Torrance</b>		2	1	5	3	66.67	62.50	1.13	1
<b>Beckman</b>		2	1	4	3	66.67	57.14	1.07	3
<b>Jserra Catholic</b>		2	1	5	3	66.67	62.50	1.10	2
<b>Yorba Linda</b>			3	1	6	0.00	14.29	0.73	4

ASC Ct. A3 Sat. 3:00pm	Match #1	1 vs 3	Game 1	Game 2	Game 3	Ref: Beckman
	South Torrance		25	20	15	
		Jserra Catholic		20	25	9
ASC Ct. A3 Sat. 4:00pm	Match #2	2 vs 4	Game 1	Game 2	Game 3	Ref: South Torrance
	Beckman		25	27		
		Yorba Linda		12	25	
ASC Ct. A3 Sun. 8:00am	Match #3	1 vs 4	Game 1	Game 2	Game 3	Ref: Jserra Catholic
	South Torrance		25	25		
		Yorba Linda		14	16	
ASC Ct. A3 Sun. 9:00am	Match #4	2 vs 3	Game 1	Game 2	Game 3	Ref: South Torrance
	Beckman		26	15		
		Jserra Catholic		28	25	
ASC Ct. A3 Sun. 10:00am	Match #5	3 vs 4	Game 1	Game 2	Game 3	Ref: Beckman
	Jserra Catholic		25	23	15	
		Yorba Linda		19	25	10
ASC Ct. A3 Sun. 11:00am	Match #6	1 vs 2	Game 1	Game 2	Game 3	Ref: Yorba Linda
	South Torrance		25	16	11	
		Beckman		19	25	15

Div.1 Pool 4	Varsity	Match W	Match L	Game W	Game L	Match %	Game %	Pt Ratio	Finish
	<b>Redlands</b>		3		6	0.00	0.00	0.74	4
	<b>Dos Pueblos</b>	2	1	5	3	66.67	62.50	1.09	2
	<b>El Toro</b>	3		6	1	100.00	85.71	1.15	1
	<b>Culver City</b>	1	2	3	4	33.33	42.86	1.03	3

	Match #1	1 vs 3	Game 1	Game 2	Game 3
ASC Ct. A4 Sat. 3:00pm	Redlands		23	19	
	El Toro		25	25	
	Match #2	2 vs 4	Game 1	Game 2	Game 3
ASC Ct. A4 Sat. 4:00pm	Dos Pueblos		16	25	15
	Culver City		25	21	11
	Match #3	1 vs 4	Game 1	Game 2	Game 3
ASC Ct. A4 Sun. 8:00am	Redlands		15	19	
	Culver City		25	25	
	Match #4	2 vs 3	Game 1	Game 2	Game 3
ASC Ct. A4 Sun. 9:00am	Dos Pueblos		25	24	13
	El Toro		21	26	15
	Match #5	3 vs 4	Game 1	Game 2	Game 3
ASC Ct. A4 Sun. 10:00am	El Toro		25	25	
	Culver City		18	19	
	Match #6	1 vs 2	Game 1	Game 2	Game 3
ASC Ct. A4 Sun. 11:00am	Redlands		14	21	
	Dos Pueblos		25	25	

Ref: Dos Pueblos

Ref: Redlands

Ref: El Toro

Ref: Redlands

Ref: Dos Pueblos

Ref: Culver City



<b>Div.1 Pool 5</b>	<b>Varsity</b>	<b>Match W</b>	<b>Match L</b>	<b>Game W</b>	<b>Game L</b>	<b>Match %</b>	<b>Game %</b>	<b>Pt Ratio</b>	<b>Finish</b>
<b>Brea Olinda</b>		1	2	3	4	33.33	42.86	1.02	3
<b>Windward</b>		3		6	1	100.00	85.71	1.33	1
<b>Capistrano Valley</b>		2	1	4	2	66.67	66.67	1.02	2
<b>Citrus Valley</b>			3		6	0.00	0.00	0.71	4

ASC Ct. B1 Sat. 3:00pm	Match #1	1 vs 3	Game 1	Game 2	Game 3	Ref: Windward
	Brea Olinda		22	25		
Capistrano Valley		25	27			Ref: Brea Olinda
ASC Ct. B1 Sat. 4:00pm	Match #2	2 vs 4	Game 1	Game 2	Game 3	
	Windward		25	25		Ref: Capistrano Valley
Citrus Valley		23	8			
ASC Ct. B1 Sun. 8:00am	Match #3	1 vs 4	Game 1	Game 2	Game 3	Ref: Brea Olinda
	Brea Olinda		25	25		
Citrus Valley		17	22			Ref: Windward
ASC Ct. B1 Sun. 9:00am	Match #4	2 vs 3	Game 1	Game 2	Game 3	
	Windward		25	25		Ref: Windward
Capistrano Valley		11	22			
ASC Ct. B1 Sun. 10:00am	Match #5	3 vs 4	Game 1	Game 2	Game 3	Ref: Citrus Valley
	Capistrano Valley		25	25		
Citrus Valley		16	20			
ASC Ct. B1 Sun. 11:00am	Match #6	1 vs 2	Game 1	Game 2	Game 3	Ref: Citrus Valley
	Brea Olinda		19	25	11	
Windward		25	18	15		

Div.1 Pool 6	Varsity	Match W	Match L	Game W	Game L	Match %	Game %	Pt Ratio	Finish
<b>Laguna Beach</b>		2	1	4	2	66.67	66.67	1.21	2
<b>Santa Margarita</b>		3		6		100.00	100.00	1.61	1
<b>Canyon</b>			3	1	6	0.00	14.29	0.70	4
<b>Hemet</b>		1	2	2	5	33.33	28.57	0.80	3

ASC Ct. B2 Sat. 3:00pm	Match #1	1 vs 3	Game 1	Game 2	Game 3	Ref: Santa Margarita
	Laguna Beach Canyon		25 11	25 16		
ASC Ct. B2 Sat. 4:00pm	Match #2	2 vs 4	Game 1	Game 2	Game 3	Ref: Laguna Beach
	Santa Margarita Hemet		25 10	25 11		
ASC Ct. B2 Sun. 8:00am	Match #3	1 vs 4	Game 1	Game 2	Game 3	Ref: Canyon
	Laguna Beach Hemet		25 19	28 26		
ASC Ct. B2 Sun. 9:00am	Match #4	2 vs 3	Game 1	Game 2	Game 3	Ref: Laguna Beach
	Santa Margarita Canyon		25 16	25 11		
ASC Ct. B2 Sun. 10:00am	Match #5	3 vs 4	Game 1	Game 2	Game 3	Ref: Santa Margarita
	Canyon Hemet		27 29	25 21	9 15	
ASC Ct. B2 Sun. 11:00am	Match #6	1 vs 2	Game 1	Game 2	Game 3	Ref: Hemet
	Laguna Beach Santa Margarita		24 26	22 25		

<b>Div2 Pool 1</b>	<b>Varsity</b>	<b>Match W</b>	<b>Match L</b>	<b>Game W</b>	<b>Game L</b>	<b>Match %</b>	<b>Game %</b>	<b>Pt Ratio</b>	<b>Finish</b>
	<b>Brentwood</b>	1	2	2	4	33.33	33.33	0.95	3
	<b>Foothill</b>	3		6		100.00	100.00	1.36	1
	<b>Laguna Hills</b>		3		6	0.00	0.00	0.69	4
	<b>Los Altos</b>	2	1	4	2	66.67	66.67	1.10	2

	Match #1	1 vs 3	Game 1	Game 2	Game 3	Ref: Foothill
ASC Ct. B3	Brentwood		25	25		
Sat. 3:00pm	Laguna Hills		11	17		
	Match #2	2 vs 4	Game 1	Game 2	Game 3	Ref: Brentwood
ASC Ct. B3	Foothill		25	25		
Sat. 4:00pm	Los Altos		23	19		
	Match #3	1 vs 4	Game 1	Game 2	Game 3	Ref: Laguna Hills
ASC Ct. B3	Brentwood		20	21		
Sun. 8:00am	Los Altos		25	25		
	Match #4	2 vs 3	Game 1	Game 2	Game 3	Ref: Brentwood
ASC Ct. B3	Foothill		25	25		
Sun. 9:00am	Laguna Hills		16	22		
	Match #5	3 vs 4	Game 1	Game 2	Game 3	Ref: Foothill
ASC Ct. B3	Laguna Hills		23	15		
Sun. 10:00am	Los Altos		25	25		
	Match #6	1 vs 2	Game 1	Game 2	Game 3	Ref: Los Altos
ASC Ct. B3	Brentwood		12	18		
Sun. 11:00am	Foothill		25	25		

<b>Div2 Pool 2</b>	<b>Varsity</b>	<b>Match W</b>	<b>Match L</b>	<b>Game W</b>	<b>Game L</b>	<b>Match %</b>	<b>Game %</b>	<b>Pt Ratio</b>	<b>Finish</b>
<b>University</b>		3		6	1	100.00	85.71	1.71	1
<b>Rim of the World</b>		2	1	5	2	66.67	71.43	1.84	2
<b>Bonita (DROP)</b>			3		6	0.00	0.00	0.00	4
<b>Foothill Technology</b>		1	2	2	4	33.33	33.33	1.09	3

ASC Ct. B4 Sat. 3:00pm	Match #1	1 vs 3	Game 1	Game 2	Game 3	Ref: Rim of the World
	University		25	25		
		Bonita (DROP)	0	0		Ref: University
ASC Ct. B4 Sat. 4:00pm	Match #2	2 vs 4	Game 1	Game 2	Game 3	
	Rim of the World		25	25		
		Foothill Technology	12	15		Ref: Bonita (DROP)
ASC Ct. B4 Sun. 8:00am	Match #3	1 vs 4	Game 1	Game 2	Game 3	
	University		25	25		
		Foothill Technology	13	19		Ref: University
ASC Ct. B4 Sun. 9:00am	Match #4	2 vs 3	Game 1	Game 2	Game 3	
	Rim of the World		25	25		
		Bonita (DROP)	0	0		Ref: Rim of the World
ASC Ct. B4 Sun. 10:00am	Match #5	3 vs 4	Game 1	Game 2	Game 3	
	Bonita (DROP)		0	0		
		Foothill Technology	25	25		Ref: Foothill Technology
ASC Ct. B4 Sun. 11:00am	Match #6	1 vs 2	Game 1	Game 2	Game 3	
	University		20	25	16	
		Rim of the World	25	23	14	

<b>Div2 Pool 3</b>	<b>Varsity</b>	<b>Match W</b>	<b>Match L</b>	<b>Game W</b>	<b>Game L</b>	<b>Match %</b>	<b>Game %</b>	<b>Pt Ratio</b>	<b>Finish</b>
	<b>Norco</b>	2	1	4	2	66.67	66.67	1.07	3
	<b>Hart</b>	2	1	4	2	66.67	66.67	1.17	1
	<b>La Habra</b>	2	1	4	2	66.67	66.67	1.11	2
	<b>Newbury Park</b>		3		6	0.00	0.00	0.71	4

	<b>Match #1</b>	<b>1 vs 3</b>	<b>Game 1</b>	<b>Game 2</b>	<b>Game 3</b>	Ref: Hart
ASC Ct. C1	Norco		25	25		
Sat. 3:00pm	La Habra		16	20		
	<b>Match #2</b>	<b>2 vs 4</b>	<b>Game 1</b>	<b>Game 2</b>	<b>Game 3</b>	Ref: Norco
ASC Ct. C1	Hart		25	25		
Sat. 4:00pm	Newbury Park		15	18		
	<b>Match #3</b>	<b>1 vs 4</b>	<b>Game 1</b>	<b>Game 2</b>	<b>Game 3</b>	Ref: La Habra
ASC Ct. C1	Norco		25	25		
Sun. 8:00am	Newbury Park		22	21		
	<b>Match #4</b>	<b>2 vs 3</b>	<b>Game 1</b>	<b>Game 2</b>	<b>Game 3</b>	Ref: Norco
ASC Ct. C1	Hart		22	19		
Sun. 9:00am	La Habra		25	25		
	<b>Match #5</b>	<b>3 vs 4</b>	<b>Game 1</b>	<b>Game 2</b>	<b>Game 3</b>	Ref: Hart
ASC Ct. C1	La Habra		25	25		
Sun. 10:00am	Newbury Park		10	21		
	<b>Match #6</b>	<b>1 vs 2</b>	<b>Game 1</b>	<b>Game 2</b>	<b>Game 3</b>	Ref: Newbury Park
ASC Ct. C1	Norco		19	19		
Sun. 11:00am	Hart		25	25		

<b>Div2 Pool 4</b>	<b>Varsity</b>	<b>Match W</b>	<b>Match L</b>	<b>Game W</b>	<b>Game L</b>	<b>Match %</b>	<b>Game %</b>	<b>Pt Ratio</b>	<b>Finish</b>
	<b>Riverside Poly</b>	1	2	3	4	33.33	42.86	1.01	3
	<b>Murrieta Valley</b>	3		6	1	100.00	85.71	1.28	1
	<b>Sonora</b>	2	1	4	2	66.67	66.67	1.28	2
	<b>Whittier</b>		3		6	0.00	0.00	0.54	4

ASC Ct. C2 Sat. 3:00pm	Match #1	1 vs 3	Game 1	Game 2	Game 3	Ref: Murrieta Valley
	Riverside Poly		13	17		
		Sonora		25	25	
ASC Ct. C2 Sat. 4:00pm	Match #2	2 vs 4	Game 1	Game 2	Game 3	Ref: Riverside Poly
	Murrieta Valley		25	25		
		Whittier		12	14	
ASC Ct. C2 Sun. 8:00am	Match #3	1 vs 4	Game 1	Game 2	Game 3	Ref: Sonora
	Riverside Poly		25	25		
		Whittier		12	12	
ASC Ct. C2 Sun. 9:00am	Match #4	2 vs 3	Game 1	Game 2	Game 3	Ref: Riverside Poly
	Murrieta Valley		25	25		
		Sonora		22	20	
ASC Ct. C2 Sun. 10:00am	Match #5	3 vs 4	Game 1	Game 2	Game 3	Ref: Murrieta Valley
	Sonora		25	25		
		Whittier		16	15	
ASC Ct. C2 Sun. 11:00am	Match #6	1 vs 2	Game 1	Game 2	Game 3	Ref: Whittier
	Riverside Poly		22	26	12	
		Murrieta Valley		25	24	15

<b>Div2 Pool 5</b>	<b>Varsity</b>	<b>Match W</b>	<b>Match L</b>	<b>Game W</b>	<b>Game L</b>	<b>Match %</b>	<b>Game %</b>	<b>Pt Ratio</b>	<b>Finish</b>
<b>Garden Grove</b>		2	1	4	2	66.67	66.67	1.21	2
<b>Calabasas</b>		3		6		100.00	100.00	1.63	1
<b>Cajon</b>		1	2	2	5	33.33	28.57	0.75	3
<b>Hesperia</b>			3	1	6	0.00	14.29	0.73	4

ASC Ct. C3 Sat. 3:00pm	Match #1	1 vs 3	Game 1	Game 2	Game 3	Ref: Calabasas
	Garden Grove		25	25		
		Cajon	7	21		Ref: Garden Grove
ASC Ct. C3 Sat. 4:00pm	Match #2	2 vs 4	Game 1	Game 2	Game 3	
	Calabasas		25	25		
		Hesperia	20	14		Ref: Cajon
ASC Ct. C3 Sun. 8:00am	Match #3	1 vs 4	Game 1	Game 2	Game 3	
	Garden Grove		25	25		
		Hesperia	17	13		Ref: Garden Grove
ASC Ct. C3 Sun. 9:00am	Match #4	2 vs 3	Game 1	Game 2	Game 3	
	Calabasas		25	25		
		Cajon	10	17		Ref: Calabasas
ASC Ct. C3 Sun. 10:00am	Match #5	3 vs 4	Game 1	Game 2	Game 3	
	Cajon		25	22	15	
		Hesperia	20	25	10	Ref: Hesperia
ASC Ct. C3 Sun. 11:00am	Match #6	1 vs 2	Game 1	Game 2	Game 3	
	Garden Grove		17	14		
		Calabasas	25	25		

<b>Div2 Pool 6</b>	<b>Varsity</b>	<b>Match W</b>	<b>Match L</b>	<b>Game W</b>	<b>Game L</b>	<b>Match %</b>	<b>Game %</b>	<b>Pt Ratio</b>	<b>Finish</b>
	<b>Buena</b>	3		6	1	100.00	85.71	1.41	1
	<b>Bell Gardens</b>	1	2	3	4	33.33	42.86	0.63	3
	<b>Beaumont</b>		3		6	0.00	0.00	0.67	4
	<b>La Sierra</b>	2	1	4	2	66.67	66.67	1.58	2

	<b>Match #1</b>	<b>1 vs 3</b>	<b>Game 1</b>	<b>Game 2</b>	<b>Game 3</b>
ASC Ct. C4 Sat. 3:00pm	Buena		25	25	
	Beaumont		8	18	
	<b>Match #2</b>	<b>2 vs 4</b>	<b>Game 1</b>	<b>Game 2</b>	<b>Game 3</b>
ASC Ct. C4 Sat. 4:00pm	Bell Gardens		0	0	
	La Sierra		25	25	
	<b>Match #3</b>	<b>1 vs 4</b>	<b>Game 1</b>	<b>Game 2</b>	<b>Game 3</b>
ASC Ct. C4 Sun. 8:00am	Buena		27	27	
	La Sierra		25	25	
	<b>Match #4</b>	<b>2 vs 3</b>	<b>Game 1</b>	<b>Game 2</b>	<b>Game 3</b>
ASC Ct. C4 Sun. 9:00am	Bell Gardens		25	25	
	Beaumont		16	18	
	<b>Match #5</b>	<b>3 vs 4</b>	<b>Game 1</b>	<b>Game 2</b>	<b>Game 3</b>
ASC Ct. C4 Sun. 10:00am	Beaumont		25	17	
	La Sierra		27	25	
	<b>Match #6</b>	<b>1 vs 2</b>	<b>Game 1</b>	<b>Game 2</b>	<b>Game 3</b>
ASC Ct. C4 Sun. 11:00am	Buena		25	25	15
	Bell Gardens		27	9	8

Ref: Bell Gardens

Ref: Buena

Ref: Beaumont

Ref: Buena

Ref: Bell Gardens

Ref: La Sierra



Pool 1	Varsity	Match W	Match L	Game W	Game L	Match %	Game %	Pt Ratio	Finish
<b>Troy</b>		3		6	1	100.00	85.71	1.61	1
<b>Woodbridge</b>		2	1	5	2	66.67	71.43	1.26	2
<b>Brentwood</b>		1	2	2	4	33.33	33.33	1.03	3
<b>Foothill Technology</b>			3		6	0.00	0.00	0.35	4

ASC Ct. A1 8:00am	Match #1	1 vs 3	Game 1	Game 2	Game 3	Ref: Woodbridge
	Troy		25	25		
ASC Ct. A1 9:00am	Brentwood		12	14		Ref: Troy
	Match #2	2 vs 4	Game 1	Game 2	Game 3	
ASC Ct. A1 10:00am	Woodbridge		25	25		Ref: Brentwood
	Foothill Technology		9	10		
ASC Ct. A1 11:00am	Match #3	1 vs 4	Game 1	Game 2	Game 3	Ref: Troy
	Troy		25	25		
ASC Ct. A1 12noon	Foothill Technology		8	8		Ref: Woodbridge
	Match #4	2 vs 3	Game 1	Game 2	Game 3	
ASC Ct. A1 1:00pm	Woodbridge		25	27		Ref: Foothill Technology
	Brentwood		21	25		
ASC Ct. A1 12noon	Match #5	3 vs 4	Game 1	Game 2	Game 3	Ref: Woodbridge
	Brentwood		25	25		
ASC Ct. A1 1:00pm	Foothill Technology		6	11		Ref: Foothill Technology
	Match #6	1 vs 2	Game 1	Game 2	Game 3	
ASC Ct. A1 1:00pm	Troy		25	23	15	Ref: Foothill Technology
	Woodbridge		21	25	13	

Pool 2	Varsity	Match W	Match L	Game W	Game L	Match %	Game %	Pt Ratio	Finish
	<b>Wilson</b>	3		6		100.00	100.00	1.54	1
	<b>Monrovia</b>	2	1	4	3	66.67	57.14	1.12	2
	<b>University</b>	1	2	3	5	33.33	37.50	0.96	3
	<b>Los Altos</b>		3	1	6	0.00	14.29	0.64	4

ASC Ct. A2 8:00am	Match #1	1 vs 3	Game 1	Game 2	Game 3	Ref: Monrovia
	Wilson		25	25		
		University	17	14		
ASC Ct. A2 9:00am	Match #2	2 vs 4	Game 1	Game 2	Game 3	Ref: Wilson
	Monrovia		25	25		
		Los Altos	13	12		
ASC Ct. A2 10:00am	Match #3	1 vs 4	Game 1	Game 2	Game 3	Ref: University
	Wilson		25	25		
		Los Altos	9	15		
ASC Ct. A2 11:00am	Match #4	2 vs 3	Game 1	Game 2	Game 3	Ref: Wilson
	Monrovia		17	25	15	
		University	25	22	11	
ASC Ct. A2 12noon	Match #5	3 vs 4	Game 1	Game 2	Game 3	Ref: Monrovia
	University		31	25	15	
		Los Altos	33	14	13	
ASC Ct. A2 1:00pm	Match #6	1 vs 2	Game 1	Game 2	Game 3	Ref: Los Altos
	Wilson		25	26		
		Monrovia	19	24		

Pool 3	Varsity	Match W	Match L	Game W	Game L	Match %	Game %	Pt Ratio	Finish
	<b>South Torrance</b>	3		6	1	100.00	85.71	1.48	1
	<b>Culver City</b>	2	1	5	3	66.67	62.50	1.24	2
	<b>Whittier</b>		3		6	0.00	0.00	0.57	4
	<b>Norco</b>	1	2	3	4	33.33	42.86	0.83	3

ASC Ct. A3  
8:00am

Match #1	1 vs 3	Game 1	Game 2	Game 3
South Torrance		25	25	
Whittier		15	12	

Ref: Culver City

ASC Ct. A3  
9:00am

Match #2	2 vs 4	Game 1	Game 2	Game 3
Culver City		25	23	15
Norco		17	25	4

Ref: South Torrance

ASC Ct. A3  
10:00am

Match #3	1 vs 4	Game 1	Game 2	Game 3
South Torrance		25	25	
Norco		9	16	

Ref: Whittier

ASC Ct. A3  
11:00am

Match #4	2 vs 3	Game 1	Game 2	Game 3
Culver City		25	25	
Whittier		16	10	

Ref: South Torrance

ASC Ct. A3  
12noon

Match #5	3 vs 4	Game 1	Game 2	Game 3
Whittier		15	17	
Norco		25	25	

Ref: Culver City

ASC Ct. A3  
1:00pm

Match #6	1 vs 2	Game 1	Game 2	Game 3
South Torrance		26	25	18
Culver City		28	18	16

Ref: Norco

Pool 4	Varsity	Match W	Match L	Game W	Game L	Match %	Game %	Pt Ratio	Finish
	<b>Yorba Linda</b>	2	1	5	2	66.67	71.43	1.29	2
	<b>Redlands</b>	3		6	1	100.00	85.71	1.21	1
	<b>Newbury Park</b>		3		6	0.00	0.00	0.79	4
	<b>Riverside Poly</b>	1	2	2	4	33.33	33.33	0.79	3

	Match #1	1 vs 3	Game 1	Game 2	Game 3	Ref: Redlands
ASC Ct. A4 8:00am	Yorba Linda		25	25		Ref: Yorba Linda
	Newbury Park		13	17		
	Match #2	2 vs 4	Game 1	Game 2	Game 3	Ref: Newbury Park
ASC Ct. A4 9:00am	Redlands		25	25		Ref: Yorba Linda
	Riverside Poly		9	20		
	Match #3	1 vs 4	Game 1	Game 2	Game 3	Ref: Newbury Park
ASC Ct. A4 10:00am	Yorba Linda		25	25		Ref: Yorba Linda
	Riverside Poly		23	12		
	Match #4	2 vs 3	Game 1	Game 2	Game 3	Ref: Redlands
ASC Ct. A4 11:00am	Redlands		27	25		Ref: Redlands
	Newbury Park		25	18		
	Match #5	3 vs 4	Game 1	Game 2	Game 3	Ref: Redlands
ASC Ct. A4 12noon	Newbury Park		28	26		Ref: Riverside Poly
	Riverside Poly		30	28		
	Match #6	1 vs 2	Game 1	Game 2	Game 3	Ref: Riverside Poly
ASC Ct. A4 1:00pm	Yorba Linda		24	25	14	Ref: Riverside Poly
	Redlands		26	19	16	

<b>Pool 5</b>	<b>Varsity</b>	<b>Match W</b>	<b>Match L</b>	<b>Game W</b>	<b>Game L</b>	<b>Match %</b>	<b>Game %</b>	<b>Pt Ratio</b>	<b>Finish</b>
	<b>Hemet</b>	2	1	5	3	66.67	62.50	1.12	2
	<b>La Sierra</b>		3		6	0.00	0.00	0.63	4
	<b>Brea Olinda</b>	3		6	1	100.00	85.71	1.32	1
	<b>Garden Grove</b>	1	2	3	4	33.33	42.86	1.00	3

	<b>Match #1</b>	<b>1 vs 3</b>	<b>Game 1</b>	<b>Game 2</b>	<b>Game 3</b>	Ref: La Sierra
ASC Ct. B1 8:00am	Hemet		25	18	12	Ref: Hemet
	Brea Olinda		18	25	15	
	<b>Match #2</b>	<b>2 vs 4</b>	<b>Game 1</b>	<b>Game 2</b>	<b>Game 3</b>	Ref: Brea Olinda
ASC Ct. B1 9:00am	La Sierra		23	15		Ref: Hemet
	Garden Grove		25	25		
	<b>Match #3</b>	<b>1 vs 4</b>	<b>Game 1</b>	<b>Game 2</b>	<b>Game 3</b>	Ref: La Sierra
ASC Ct. B1 10:00am	Hemet		19	25	15	Ref: Garden Grove
	Garden Grove		25	19	9	
	<b>Match #4</b>	<b>2 vs 3</b>	<b>Game 1</b>	<b>Game 2</b>	<b>Game 3</b>	Ref: La Sierra
ASC Ct. B1 11:00am	La Sierra		8	13		Ref: Garden Grove
	Brea Olinda		25	25		
	<b>Match #5</b>	<b>3 vs 4</b>	<b>Game 1</b>	<b>Game 2</b>	<b>Game 3</b>	Ref: Garden Grove
ASC Ct. B1 12noon	Brea Olinda		25	25		Ref: Garden Grove
	Garden Grove		22	22		
	<b>Match #6</b>	<b>1 vs 2</b>	<b>Game 1</b>	<b>Game 2</b>	<b>Game 3</b>	Ref: Garden Grove
ASC Ct. B1 1:00pm	Hemet		25	25		Ref: Garden Grove
	La Sierra		15	20		

<b>Pool 6</b>	<b>Varsity</b>	<b>Match W</b>	<b>Match L</b>	<b>Game W</b>	<b>Game L</b>	<b>Match %</b>	<b>Game %</b>	<b>Pt Ratio</b>	<b>Finish</b>
	<b>Laguna Beach</b>	3		6	2	100.00	75.00	1.38	1
	<b>Buena</b>	1	2	4	4	33.33	50.00	1.05	3
	<b>Citrus Valley</b>	2	1	5	3	66.67	62.50	1.20	2
	<b>Hesperia</b>		3		6	0.00	0.00	0.44	4

	<b>Match #1</b>	<b>1 vs 3</b>	<b>Game 1</b>	<b>Game 2</b>	<b>Game 3</b>	Ref: Buena
ASC Ct. B2 8:00am	Laguna Beach		25	25	15	Ref: Laguna Beach
	Citrus Valley		27	23	12	
	<b>Match #2</b>	<b>2 vs 4</b>	<b>Game 1</b>	<b>Game 2</b>	<b>Game 3</b>	Ref: Citrus Valley
ASC Ct. B2 9:00am	Buena		25	25		Ref: Laguna Beach
	Hesperia		16	11		
	<b>Match #3</b>	<b>1 vs 4</b>	<b>Game 1</b>	<b>Game 2</b>	<b>Game 3</b>	Ref: Buena
ASC Ct. B2 10:00am	Laguna Beach		25	25		Ref: Laguna Beach
	Hesperia		7	9		
	<b>Match #4</b>	<b>2 vs 3</b>	<b>Game 1</b>	<b>Game 2</b>	<b>Game 3</b>	Ref: Buena
ASC Ct. B2 11:00am	Buena		23	25	7	Ref: Hesperia
	Citrus Valley		25	19	15	
	<b>Match #5</b>	<b>3 vs 4</b>	<b>Game 1</b>	<b>Game 2</b>	<b>Game 3</b>	Ref: Buena
ASC Ct. B2 12noon	Citrus Valley		25	25		Ref: Hesperia
	Hesperia		13	10		
	<b>Match #6</b>	<b>1 vs 2</b>	<b>Game 1</b>	<b>Game 2</b>	<b>Game 3</b>	Ref: Buena
ASC Ct. B2 1:00pm	Laguna Beach		25	22	15	Ref: Hesperia
	Buena		18	25	7	

Pool 7	Varsity	Match W	Match L	Game W	Game L	Match %	Game %	Pt Ratio	Finish
<b>Santa Margarita</b>		3		6		100.00	100.00	1.90	1
<b>Capistrano Valley</b>		2	1	4	3	66.67	57.14	1.20	2
<b>Bell Gardens</b>		1	2	3	5	33.33	37.50	0.85	3
<b>Cajon</b>			3	1	6	0.00	14.29	0.56	4

	Match #1	1 vs 3	Game 1	Game 2	Game 3
ASC Ct. B3 8:00am	Santa Margarita		25	25	
	Bell Gardens		14	11	
	Match #2	2 vs 4	Game 1	Game 2	Game 3
ASC Ct. B3 9:00am	Capistrano Valley		25	25	
	Cajon		10	11	
	Match #3	1 vs 4	Game 1	Game 2	Game 3
ASC Ct. B3 10:00am	Santa Margarita		25	25	
	Cajon		10	8	
	Match #4	2 vs 3	Game 1	Game 2	Game 3
ASC Ct. B3 11:00am	Capistrano Valley		25	24	15
	Bell Gardens		17	26	11
	Match #5	3 vs 4	Game 1	Game 2	Game 3
ASC Ct. B3 12noon	Bell Gardens		25	23	15
	Cajon		16	25	12
	Match #6	1 vs 2	Game 1	Game 2	Game 3
ASC Ct. B3 1:00pm	Santa Margarita		25	25	
	Capistrano Valley		19	17	

Ref: Capistrano Valley

Ref: Santa Margarita

Ref: Bell Gardens

Ref: Santa Margarita

Ref: Capistrano Valley

Ref: Cajon

<b>Pool 8</b>	<b>Varsity</b>	<b>Match W</b>	<b>Match L</b>	<b>Game W</b>	<b>Game L</b>	<b>Match %</b>	<b>Game %</b>	<b>Pt Ratio</b>	<b>Finish</b>
	<b>Windward</b>	3		6	1	100.00	85.71	1.77	1
	<b>Canyon</b>	2	1	5	3	66.67	62.50	1.07	2
	<b>Calabasas</b>	1	2	3	4	33.33	42.86	0.92	3
	<b>Beaumont</b>		3		6	0.00	0.00	0.53	4

	Match #1	1 vs 3	Game 1	Game 2	Game 3	Ref: Canyon
ASC Ct. B4 8:00am	Windward		25	25		Ref: Windward
	Calabasas		12	10		
	Match #2	2 vs 4	Game 1	Game 2	Game 3	Ref: Windward
ASC Ct. B4 9:00am	Canyon		25	25		Ref: Calabasas
	Beaumont		8	18		
	Match #3	1 vs 4	Game 1	Game 2	Game 3	Ref: Windward
ASC Ct. B4 10:00am	Windward		25	25		Ref: Canyon
	Beaumont		10	12		
	Match #4	2 vs 3	Game 1	Game 2	Game 3	Ref: Windward
ASC Ct. B4 11:00am	Canyon		25	22	15	Ref: Canyon
	Calabasas		21	25	13	
	Match #5	3 vs 4	Game 1	Game 2	Game 3	Ref: Beaumont
ASC Ct. B4 12noon	Calabasas		25	25		Ref: Beaumont
	Beaumont		12	19		
	Match #6	1 vs 2	Game 1	Game 2	Game 3	Ref: Beaumont
ASC Ct. B4 1:00pm	Windward		25	25	15	Ref: Beaumont
	Canyon		27	15	7	



<b>Pool 9</b>	<b>Varsity</b>	<b>Match W</b>	<b>Match L</b>	<b>Game W</b>	<b>Game L</b>	<b>Match %</b>	<b>Game %</b>	<b>Pt Ratio</b>	<b>Finish</b>
	<b>Murrieta Valley</b>	1	2	3	5	33.33	37.50	0.95	3
	<b>Dos Pueblos</b>	3		6	2	100.00	75.00	1.16	1
	<b>Jserra Catholic</b>	2	1	5	3	66.67	62.50	1.16	2
	<b>La Habra</b>		3	2	6	0.00	25.00	0.79	4

	<b>Match #1</b>	<b>1 vs 3</b>	<b>Game 1</b>	<b>Game 2</b>	<b>Game 3</b>
ASC Ct. C4 8:00am	Murrieta Valley		19	20	
	Jserra Catholic		25	25	
	<b>Match #2</b>	<b>2 vs 4</b>	<b>Game 1</b>	<b>Game 2</b>	<b>Game 3</b>
ASC Ct. C4 9:00am	Dos Pueblos		25	25	
	La Habra		15	15	
	<b>Match #3</b>	<b>1 vs 4</b>	<b>Game 1</b>	<b>Game 2</b>	<b>Game 3</b>
ASC Ct. C4 10:00am	Murrieta Valley		25	25	15
	La Habra		19	27	10
	<b>Match #4</b>	<b>2 vs 3</b>	<b>Game 1</b>	<b>Game 2</b>	<b>Game 3</b>
ASC Ct. C4 11:00am	Dos Pueblos		15	25	15
	Jserra Catholic		25	20	13
	<b>Match #5</b>	<b>3 vs 4</b>	<b>Game 1</b>	<b>Game 2</b>	<b>Game 3</b>
ASC Ct. C4 12noon	Jserra Catholic		23	25	15
	La Habra		25	16	13
	<b>Match #6</b>	<b>1 vs 2</b>	<b>Game 1</b>	<b>Game 2</b>	<b>Game 3</b>
ASC Ct. C4 1:00pm	Murrieta Valley		27	23	8
	Dos Pueblos		25	25	15

Ref: Dos Pueblos

Ref: Murrieta Valley

Ref: Jserra Catholic

Ref: Murrieta Valley

Ref: Dos Pueblos

Ref: La Habra

<b>Pool 10</b>	<b>Varsity</b>	<b>Match W</b>	<b>Match L</b>	<b>Game W</b>	<b>Game L</b>	<b>Match %</b>	<b>Game %</b>	<b>Pt Ratio</b>	<b>Finish</b>
	<b>Beckman</b>	2	1	4	2	66.67	66.67	1.15	1
	<b>El Toro</b>	2	1	4	2	66.67	66.67	1.13	2
	<b>Hart</b>	2	1	4	2	66.67	66.67	1.10	3
	<b>Sonora</b>		3		6	0.00	0.00	0.70	4

	Match #1	1 vs 3	Game 1	Game 2	Game 3	Ref: El Toro
ASC Ct. C2 8:00am	Beckman		19	22		Ref: Beckman
	Hart		25	25		
	Match #2	2 vs 4	Game 1	Game 2	Game 3	Ref: Hart
ASC Ct. C2 9:00am	El Toro		25	25		Ref: Beckman
	Sonora		11	21		
	Match #3	1 vs 4	Game 1	Game 2	Game 3	Ref: El Toro
ASC Ct. C2 10:00am	Beckman		26	25		Ref: Beckman
	Sonora		24	15		
	Match #4	2 vs 3	Game 1	Game 2	Game 3	Ref: El Toro
ASC Ct. C2 11:00am	El Toro		25	25		Ref: Sonora
	Hart		22	15		
	Match #5	3 vs 4	Game 1	Game 2	Game 3	
ASC Ct. C2 12noon	Hart		25	25		
	Sonora		17	17		
	Match #6	1 vs 2	Game 1	Game 2	Game 3	
ASC Ct. C2 1:00pm	Beckman		25	25		
	El Toro		15	20		

<b>Pool 11</b>	<b>Varsity</b>	<b>Match W</b>	<b>Match L</b>	<b>Game W</b>	<b>Game L</b>	<b>Match %</b>	<b>Game %</b>	<b>Pt Ratio</b>	<b>Finish</b>
	<b>Chadwick</b>	3		6		100.00	100.00	1.47	1
	<b>Palm Springs</b>	2	1	4	2	66.67	66.67	1.19	2
	<b>Laguna Hills</b>		3	1	6	0.00	14.29	0.70	4
	<b>Rim of the World</b>	1	2	2	5	33.33	28.57	0.87	3

	<b>Match #1</b>	<b>1 vs 3</b>	<b>Game 1</b>	<b>Game 2</b>	<b>Game 3</b>	Ref: Palm Springs
ASC Ct. C3 8:00am	Chadwick		25	25		Ref: Chadwick
	Laguna Hills		15	19		
	<b>Match #2</b>	<b>2 vs 4</b>	<b>Game 1</b>	<b>Game 2</b>	<b>Game 3</b>	Ref: Laguna Hills
ASC Ct. C3 9:00am	Palm Springs		25	25		Ref: Chadwick
	Rim of the World		19	22		
	<b>Match #3</b>	<b>1 vs 4</b>	<b>Game 1</b>	<b>Game 2</b>	<b>Game 3</b>	Ref: Palm Springs
ASC Ct. C3 10:00am	Chadwick		25	25		Ref: Chadwick
	Rim of the World		14	18		
	<b>Match #4</b>	<b>2 vs 3</b>	<b>Game 1</b>	<b>Game 2</b>	<b>Game 3</b>	Ref: Palm Springs
ASC Ct. C3 11:00am	Palm Springs		25	25		Ref: Rim of the World
	Laguna Hills		14	9		
	<b>Match #5</b>	<b>3 vs 4</b>	<b>Game 1</b>	<b>Game 2</b>	<b>Game 3</b>	
ASC Ct. C3 12noon	Laguna Hills		21	25	11	
	Rim of the World		25	23	15	
	<b>Match #6</b>	<b>1 vs 2</b>	<b>Game 1</b>	<b>Game 2</b>	<b>Game 3</b>	
ASC Ct. C3 1:00pm	Chadwick		25	25		
	Palm Springs		15	21		

Pool 12	Varsity	Match W	Match L	Game W	Game L	Match %	Game %	Pt Ratio	Finish
<b>Redlands East Valley</b>		3		6		100.00	100.00	2.00	1
<b>Foothill</b>		1	2	3	4	33.33	42.86	1.28	3
<b>Arcadia</b>		2	1	4	3	66.67	57.14	1.42	2
<b>Bonita (DROP)</b>			3		6	0.00	0.00	0.00	4

Match #1	1 vs 3	Game 1	Game 2	Game 3
ASC Ct. C1 8:00am	Redlands East Valley	25	25	
	Arcadia	16	22	
Match #2	2 vs 4	Game 1	Game 2	Game 3
ASC Ct. C1 9:00am	Foothill	25	25	
	Bonita (DROP)	0	0	
Match #3	1 vs 4	Game 1	Game 2	Game 3
ASC Ct. C1 10:00am	Redlands East Valley	25	25	
	Bonita (DROP)	0	0	
Match #4	2 vs 3	Game 1	Game 2	Game 3
ASC Ct. C1 11:00am	Foothill	20	25	11
	Arcadia	25	22	15
Match #5	3 vs 4	Game 1	Game 2	Game 3
ASC Ct. C1 12noon	Arcadia	25	25	
	Bonita (DROP)	0	0	
Match #6	1 vs 2	Game 1	Game 2	Game 3
ASC Ct. C1 1:00pm	Redlands East Valley	25	25	
	Foothill	22	15	

Ref: Foothill

Ref: Redlands East Valley

Ref: Arcadia

Ref: Redlands East Valley

Ref: Foothill

Ref: Bonita (DROP)